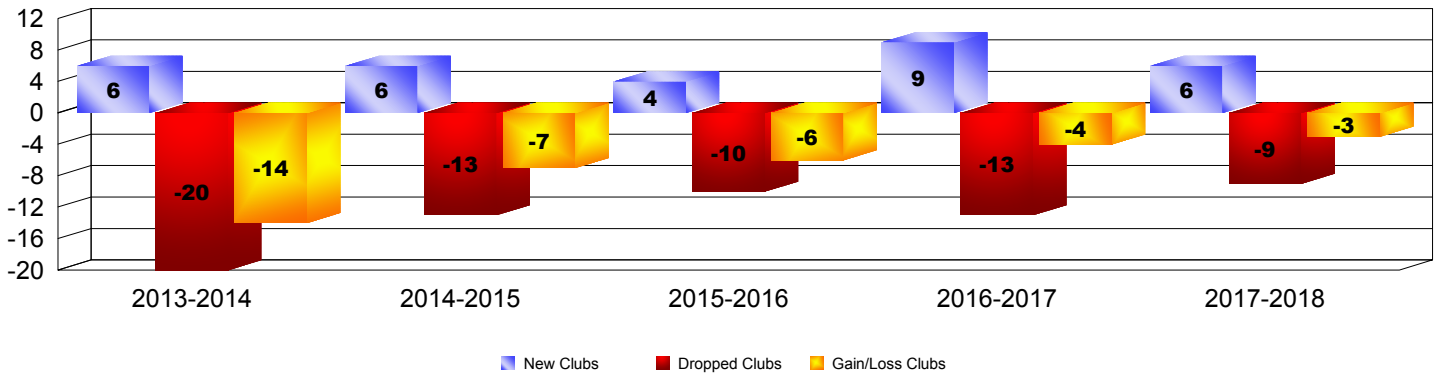
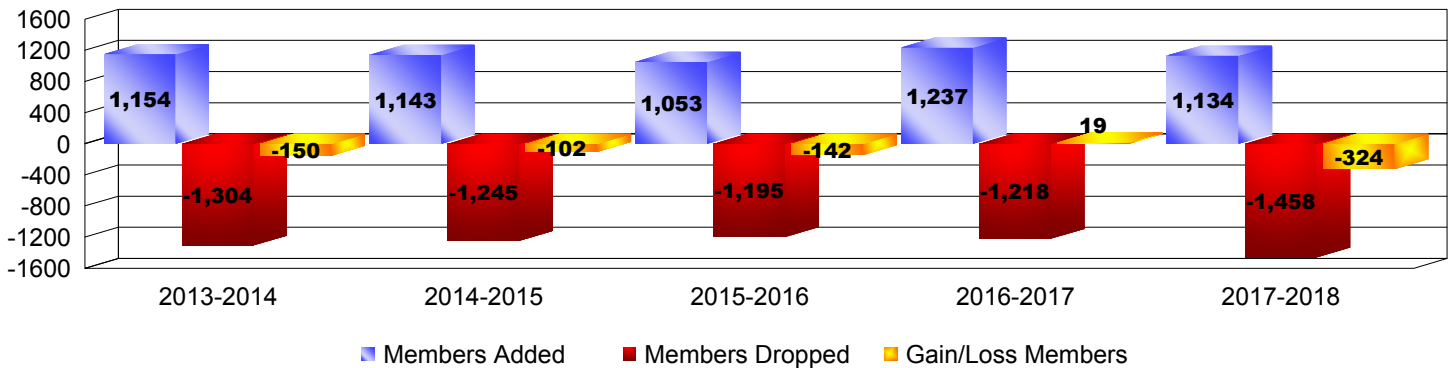


Year	New Clubs	Dropped Clubs	Gain/Loss Clubs	New Members	Charter Members	Reinstate Members	Transfer Members	Total Member Added	Total Members Dropped	Gain/Loss Members
2013-2014	6	-20	-14	811	171	71	101	1154	-1304	-150
2014-2015	6	-13	-7	770	163	77	133	1143	-1245	-102
2015-2016	4	-10	-6	715	145	69	124	1053	-1195	-142
2016-2017	9	-13	-4	749	298	54	136	1237	-1218	19
2017-2018	6	-9	-3	788	156	76	114	1134	-1458	-324
Average	6	-13	-7	767	187	69	122	1144	-1284	-140

Clubs




Members



Membership Composition

June 2018 Cumulative



Gender Comparison

June 2018 Cumulative

